

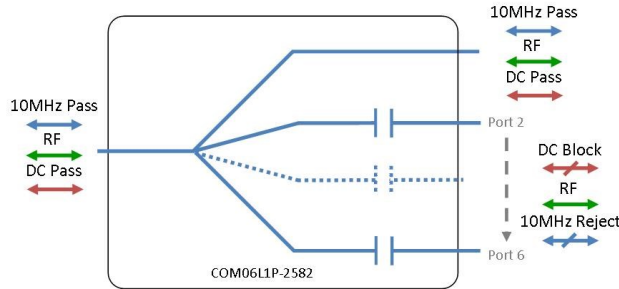


Model Number:  
**COM06L1P-2582**

RF Components

# 6-Way L-Band Passive Splitter/Combiner

**850 - 2150 MHz**



- 1 port 10MHz & DC Pass
- All other ports DC blocked

Available with RF connector options:

- 50 Ω SMA
- 50 Ω N-type
- 50 Ω BNC
- 75 Ω BNC
- 75 Ω F-type.



**850-2150 MHz**  
Operating frequency range. L-Band ready



**Compact**  
Housed in rugged compact enclosure

**Flexible Mounting**  
Tapped screw & through hole mounting options

RF Parameters						
COM06L1P-2582-XXXX		S5S5	N5N5	B5B5	B7B7	F7F7
Frequency Range		850-2150 MHz				
RF Connectors		50Ω SMA	50Ω N-Type	50Ω BNC	75Ω BNC	75Ω F-Type
Insertion Loss (dB)	Typ.	1.5	1.5	1.5	2.2	2.2
	Max	2.0	2.0	2.0	3.0	3.0
Flatness ± (dB)		0.5	0.5	0.75	1.0	1.0
Input Return Loss (dB)	Typ.	18	18	18	12	12
	Min	12	12	12	8	8
Output Return Loss (dB)	Typ.	18	18	18	12	12
	Min	12	12	12	8	8
Isolation (dB)	Typ.	23	23	23	18	18

The given Insertion Loss specified is the loss above the theoretical limit for a lossless divider. For a 6-way splitter theoretical value is 7.8dB  
 10MHz Insertion Loss is up to 3dB above the theoretical loss\*  
 10MHz Rejection is 20dB\*  
 \*To ports which are applicable

## Broadcast



## Marine Oil & Gas



## SNG & VSAT



## Satellite Teleport



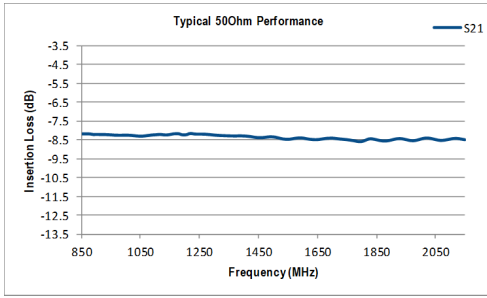


RF Components

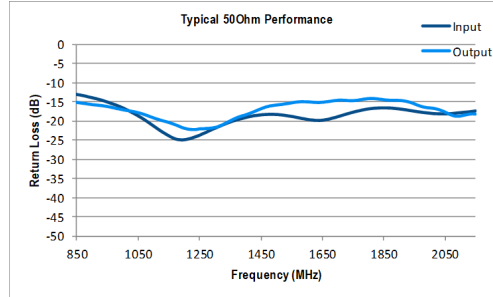
Model Number:  
**COM06L1P-2582**

6-Way L-Band Passive Splitter/Combiner

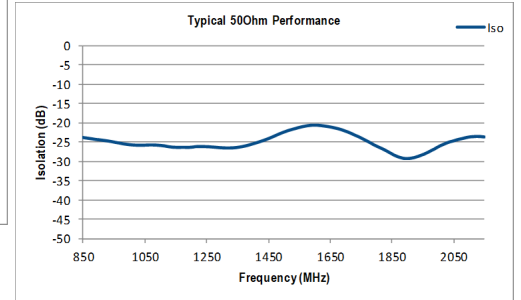
Technical specifications and operating parameters



Insertion Loss (dB)



Return Loss (dB)



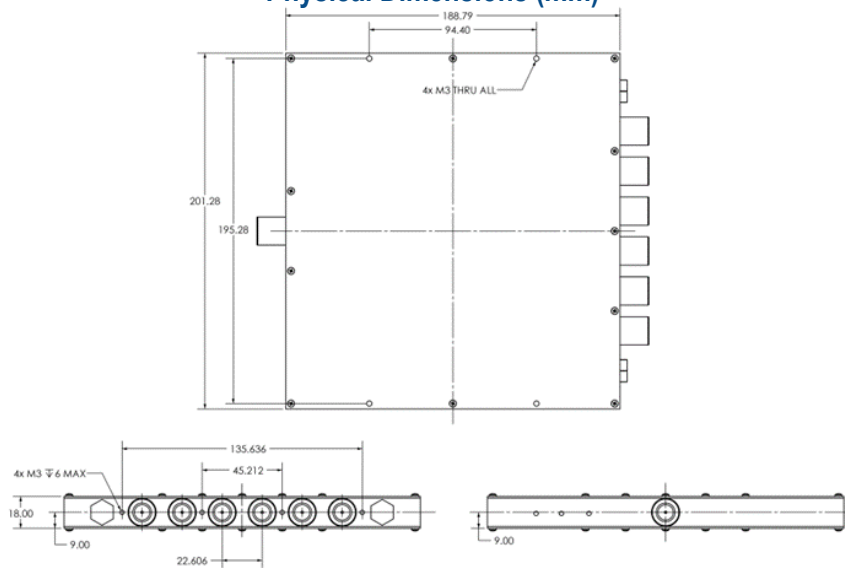
Isolation (dB)

Environmental	
Operating Temperature	0°C to 45°C
Storage Temperature	-20°C to +75°C
Location	Indoor use Only
Humidity	85% non-condensing
Altitude	10,000 feet

Max Operating Parameters	
Input RF Power	+37 dBm (5W)
DC Voltage	35V on any RF port
DC Current	500mA (1A Maximum)

**!** Operation beyond these limits may cause instantaneous and permanent damage.

Physical Dimensions (mm)



Note: The specification is subject to regular reviews and will be updated from time to time as part of our continuing product development and improved specification accuracy.

ETL SYSTEMS LIMITED  
Coldwell Radio Station  
Madley  
Hereford  
England HR2 9NE

TELEPHONE  
+44 (0)1981 259020  
  
EMAIL  
info@etlsystems.com

FACSIMILE  
+44 (0)1981 259021  
  
WEB  
www.etlsystems.com

